


TIGER Neo

54HL4M-BDV

495-520 Watt

BIFACIAL MODULE WITH DUAL GLASS

N-type



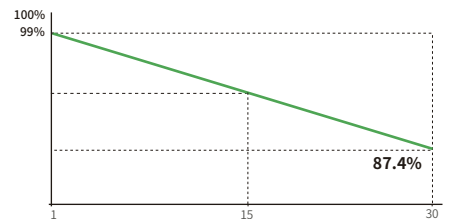
N-type Technology

N-type modules with Tunnel Oxide Passivating Contacts (TOPCon) technology offer lower LID/LeTID degradation and better low light performance.



HOT 3.0 Technology

N-type modules with JinkoSolar's HOT 3.0 technology offer better reliability and efficiency.



Dual-Sided Power Generation

Dual-sided power generation gain increases with backside exposure to light, significantly reducing LCOE.



Mechanical Load Enhanced

Certified to withstand:
5400 Pa front side max static test load
2400 Pa rear side max static test load

15 Year Product Warranty | **30 Year** Linear Power Warranty | **1%** First-year Degradation | **0.40%** Annual Degradation Over 30 Years

- IEC61215:2021 / IEC61730:2023
- IEC61701 / IEC62716 / IEC60068 / IEC62804
- ISO9001:2015: Quality Management System
- ISO14001:2015: Environment Management System
- ISO45001:2018: Occupational health and safety management systems



SMBB Technology

Better light trapping and current collection to improve module power output and reliability.



Anti-PID Guarantee

Minimizes the chance of degradation caused by PID phenomena through optimization of cell production technology and material control.



JKM495-520N-54HL4M-BDV-F1-EN

54HL4M-BDV 495-520 Watt

Mechanical Characteristics

Cell Type	N- type Mono-crystalline
No. of cells	108 (54×2)
Dimensions	1961×1134×30 mm
Weight	27.0 kg
Front Glass	2.0 mm, Anti-reflection Coating
Back Glass	2.0 mm, Heat Strengthened Glass
Frame	Anodized Aluminium Alloy
Junction Box	IP68 Rated
Protection Class	Class II
IEC Fire Type	Class C
Connector Type	JK03M / JK03M2 / Others*
Output Cables (Including Connector)	4.0 mm ² (+): 400 mm , (-): 200 mm or Customized Length

* MC4 and MC4-EVO2 available upon request and subject to availability

Packaging Configuration

Pallet Dimensions	1981×1140×1249 mm
Packing Detail (Two pallets = One stack)	37 pcs/pallets, 74 pcs/stack, 888 pcs/ 40'HQ Container

Specifications (STC)

Maximum Power - Pmax [Wp]	495	500	505	510	515	520
Maximum Power Voltage - Vmp [V]	33.72	33.95	34.17	34.39	34.62	34.83
Maximum Power Current - Imp [A]	14.68	14.73	14.78	14.83	14.88	14.93
Open-circuit Voltage - Voc [V]	40.21	40.38	40.55	40.72	40.89	41.06
Short-circuit Current - Isc [A]	15.58	15.63	15.68	15.73	15.78	15.83
Module Efficiency STC [%]	22.26	22.48	22.71	22.93	23.16	23.38
Power Tolerance	0 ~ + 3 %					
Temperature Coefficients of Pmax	-0.29 %/°C					
Temperature Coefficients of Voc	-0.25 %/°C					
Temperature Coefficients of Isc	0.045 %/°C					

STC: Irradiance 1000W/m², Cell Temperature 25°C, AM=1.5

Specifications (BNPI)

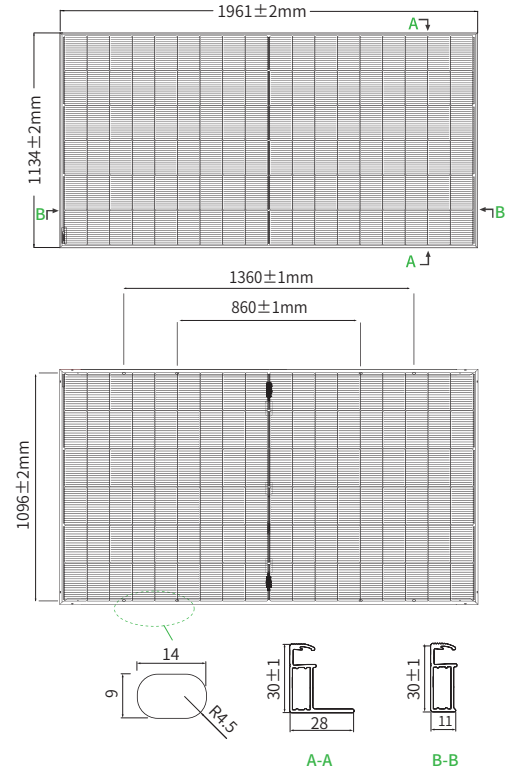
Maximum Power - Pmax [Wp]	545	551	556	562	567	573
Maximum Power Voltage - Vmp [V]	33.72	33.95	34.17	34.39	34.62	34.83
Maximum Power Current - Imp [A]	16.16	16.22	16.27	16.33	16.38	16.44
Open-circuit Voltage - Voc [V]	40.21	40.38	40.55	40.72	40.89	41.06
Short-circuit Current - Isc [A]	17.15	17.21	17.26	17.32	17.37	17.43

BNPI: Irradiance: front 1000W/m², rear 135W/m², Cell Temperature 25°C, AM=1.5

Application Conditions

Operating Temperature	-40 °C ~ +70 °C
Maximum System Voltage	1500 VDC (IEC)
Maximum Series Fuse Rating	35 A
Bifaciality Coefficient	φVoc: 98±5 %, φIsc: 80±5 %, φPmax: 80±5 %

Engineering Drawings



*Note: For specific dimensions and tolerance ranges, please refer to the corresponding detailed module drawings.

Electrical Performance

